

Achieving results for children

UNICEF's analysis of and response to Pacific MDG progress

Dr Will Parks

Chief of Policy, Advocacy, Planning and Evaluation

unite for
children

unicef 

Outline



1. Children in Pacific Islands

2. MDGs 4, 5, 7 in the Pacific



3. Sustaining progress

CHILDREN

AND THE
Millennium Development Goals





Progress towards A World Fit for Children
BAN KI-MOON, SECRETARY-GENERAL OF THE UNITED NATIONS

PROGRESS FOR CHILDREN

A Report Card on Maternal Mortality
Number 7, September 2008

unite for children 


THE STATE OF THE WORLD'S CHILDREN 2008

Child Survival



unite for children 


PACIFIC PLAN ANNUAL PROGRESS REPORT







PACIFIC ISLANDS FORUM SECRETARIAT

2008

A FUTURE WITHIN REACH 2008

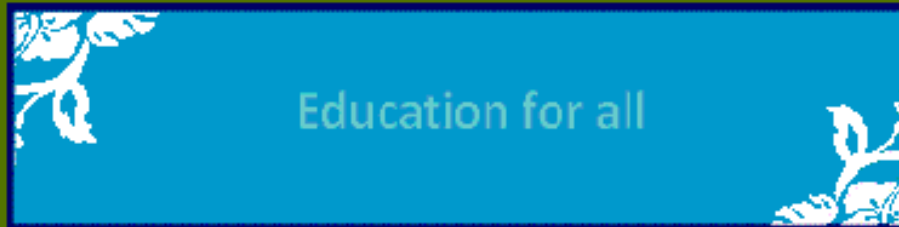


Regional Partnerships for the Millennium Development Goals
in Asia and the Pacific

The State of Pacific Children 2008

United Nations Children's Fund (UNICEF)



Click here for
**Unicef Pacific
AT A GLANCE**



Latest Publications!

NEW

[State of the Pacific Children Report 2008](#)

[CSEC Report](#)

[Food Price Rep](#)

[Situation Analysis](#)

- [Kiribati, Samoa, Palau Sitan](#)

Coming soon

[Fiji Sitan, Tokelau Sitan, Tuvalu Sitan](#)

[Regional Report on Child Sexual Abuse](#)

[Solomon Islands Disaster Evaluation](#)

Search:




[Impact of the Economic Crisis on Children High-Level Conference, 6 - 7 January 2009, Singapore](#)

childinfo



[Communication Resources, Essentials and Tools for Emergencies](#)

Unite for
Children of the
Pacific



"Protect
Children from
violence, abuse
and exploitation"

unicef

Children in the Pacific Islands

unicef 


**Over 8 million people
5 million children under 18 years**



Some gains for Pacific children



Primary school enrolment at 83% and more girls than ever in school



Measles transmission interrupted since 1998 and Polio eradicated



National plans and MDGs, Regional Pacific Plan, Aid Effectiveness

Pacific MDG performance



UNESCAP/UNDP/ADB 2008: Asia-Pacific Region



- “...progress is mixed...no country in the region will achieve all MDGs if status quo is maintained...”



- “A major success has been reducing poverty but new data suggest that the incidence of poverty was underestimated...”




- “...likely to achieve the goal of universal primary education by 2015 and gender parity in school enrolment is a success...”



- “But efforts to reduce hunger and malnutrition, child and infant mortality, maternal mortality, communicable diseases, and to improve sanitation and access to safe drinking water are faltering...”



Unite for
Children of the
Pacific




unicef Pacific

"Putting
children at
the center of
development"



MDGs 4, 5, 7 in the Pacific





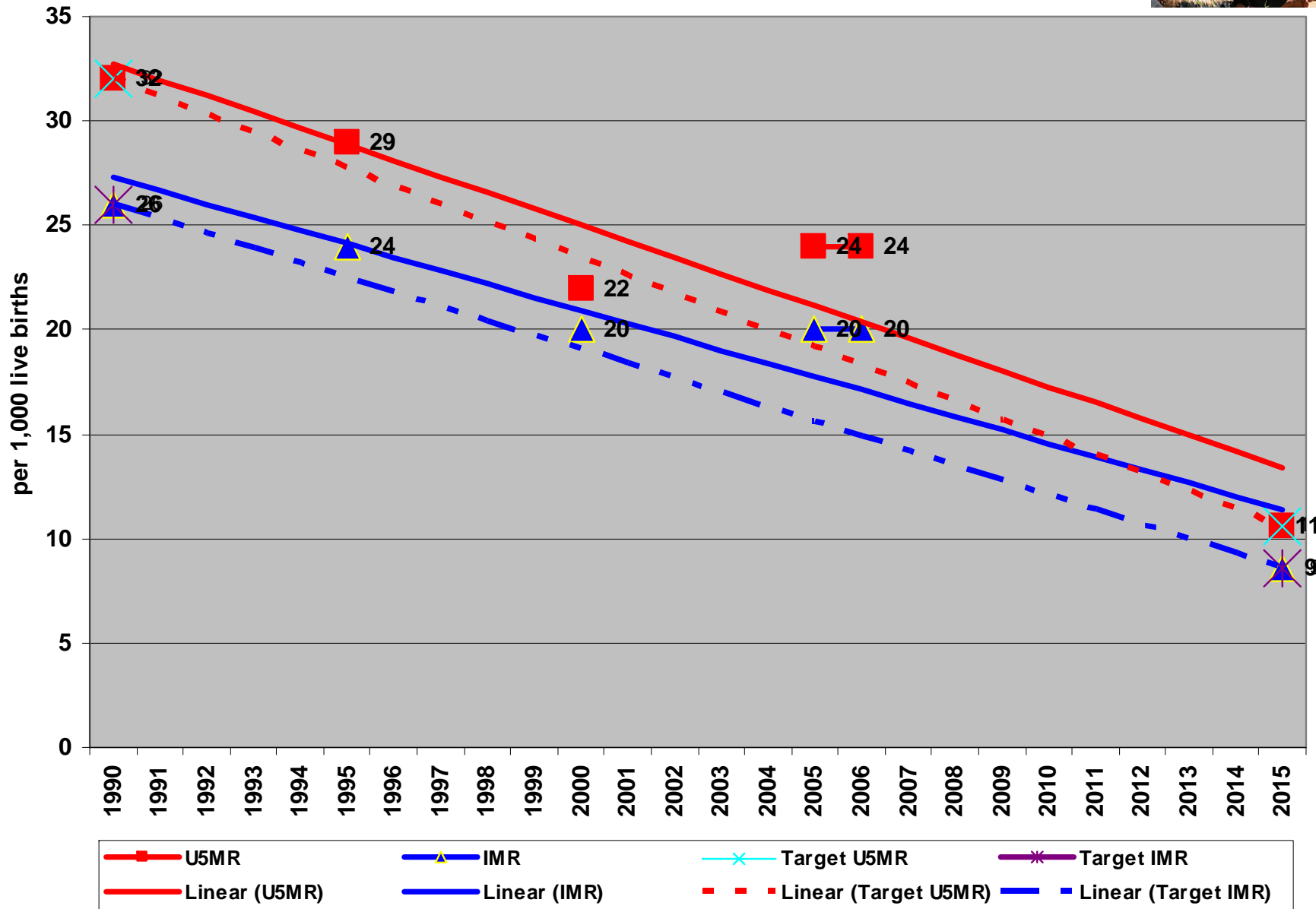
Reduce child mortality

2009 State of World Children

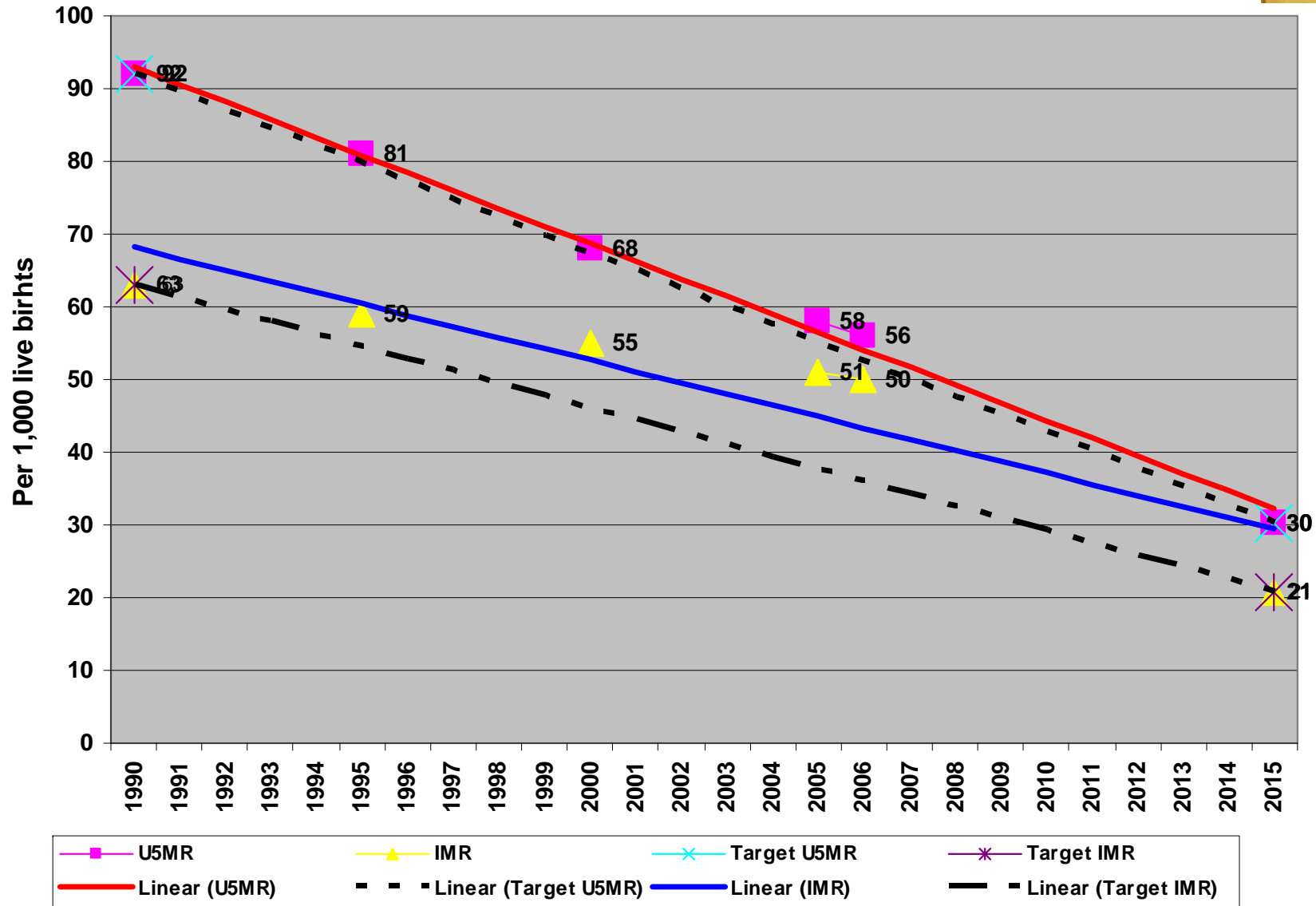
67% between 1990 and 2015

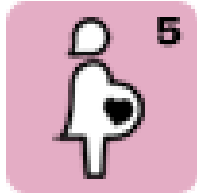
Cook Islands	44%	Samoa	46%
Fiji Islands	18%	Solomon Islands	42%
Kiribati	28%	Tonga	28%
Marshall Islands	41%	Tuvalu	41%
Micronesia	31%	Vanuatu	45%
Nauru	22%	Australia	33%
Palau	52%	New Zealand	45%
Papua New Guinea	31%	United Kingdom	33%

Under 5 and Infant Mortality Rates - Tonga



Under 5 and Infant Mortality Rates - RMI





Improve maternal health 2009 State of World Children

Reduce maternal mortality ratio by 75%

1990 MMR regional average

144

2007 MMR regional average

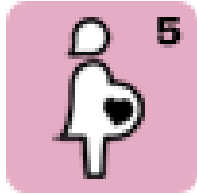
102

2015 MMR regional average target

36

29% reduction over 14 years


Further 46% reduction needed over 6 years



Improve maternal health 2009 State of World Children

Maternal mortality ratio 2000-2007

Cook Islands	6	Samoa	29
Fiji Islands	34	Solomon Islands	140
Kiribati	56	Tonga	78
Marshall Islands	74	Tuvalu	-
Micronesia	270	Vanuatu	68
Nauru	-	Australia	4
Palau	0	New Zealand	15
Papua New Guinea	370	United Kingdom	7



Ensure environmental sustainability

Halve proportion of people without sustainable access to safe drinking water and basic sanitation

1990 % without access to improved water

19%

2007 % without access to improved water

13%

2015 access to improved water % target

9.5%

Very slow gain over 14 years

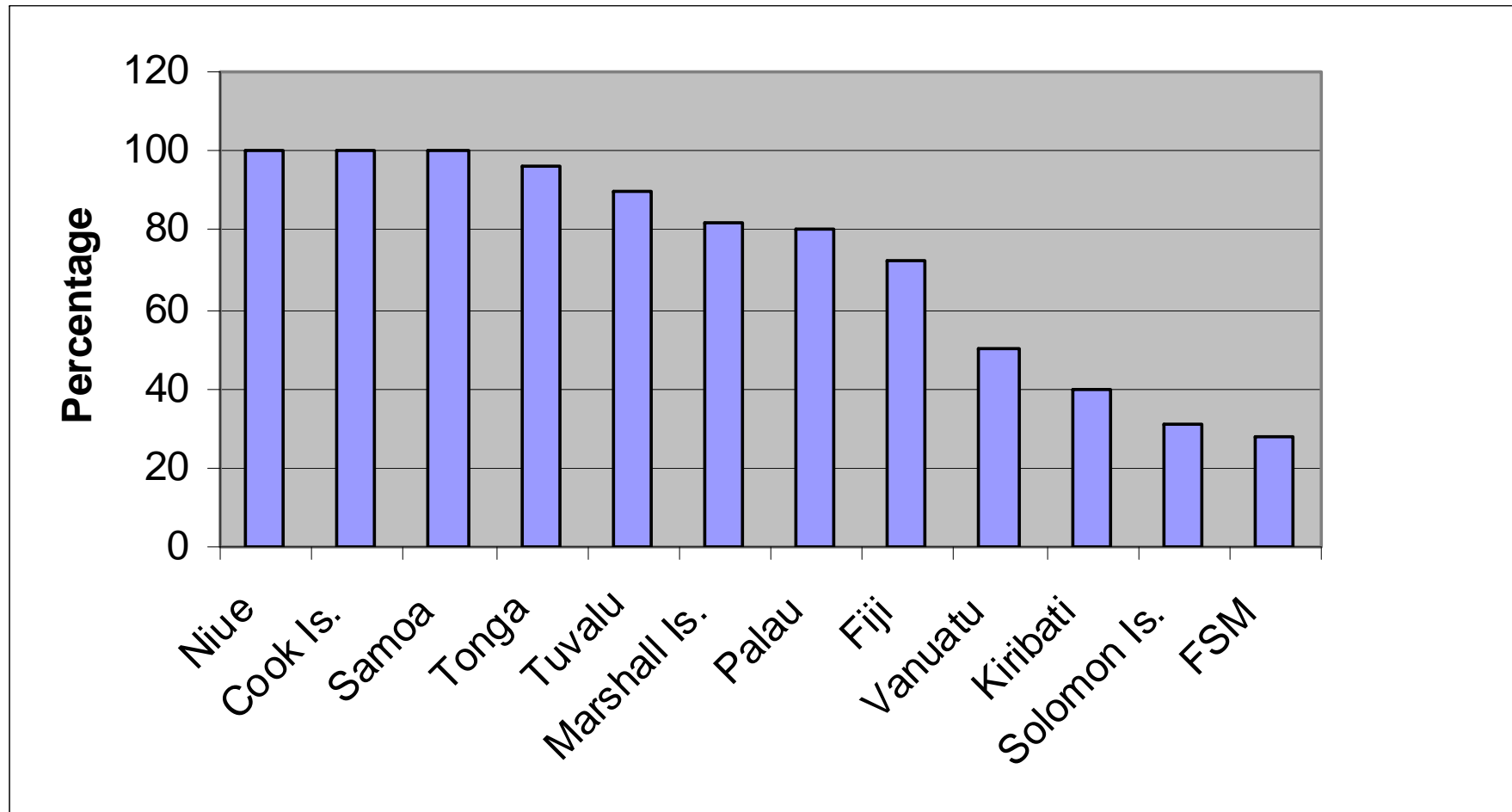
Increase in access to improved sanitation:

1990 31% without access

2007 23% still without access



Use of improved sanitation facilities 2006



Source: WHO/UNICEF Joint Monitoring Programme on Water supply and Sanitation

Sustaining progress

unite for
children

unicef 

15 UN agencies supporting four areas

1. Equitable Economic Growth & Poverty Reduction

Poverty analysis and programming
Cutting edge ideas – trade, entrepreneurship, financial service, public & private partnership

2. Good Governance and Human Rights

Instruments and mechanism
Transparency, accountability and participation
Peace and stability
Aid management

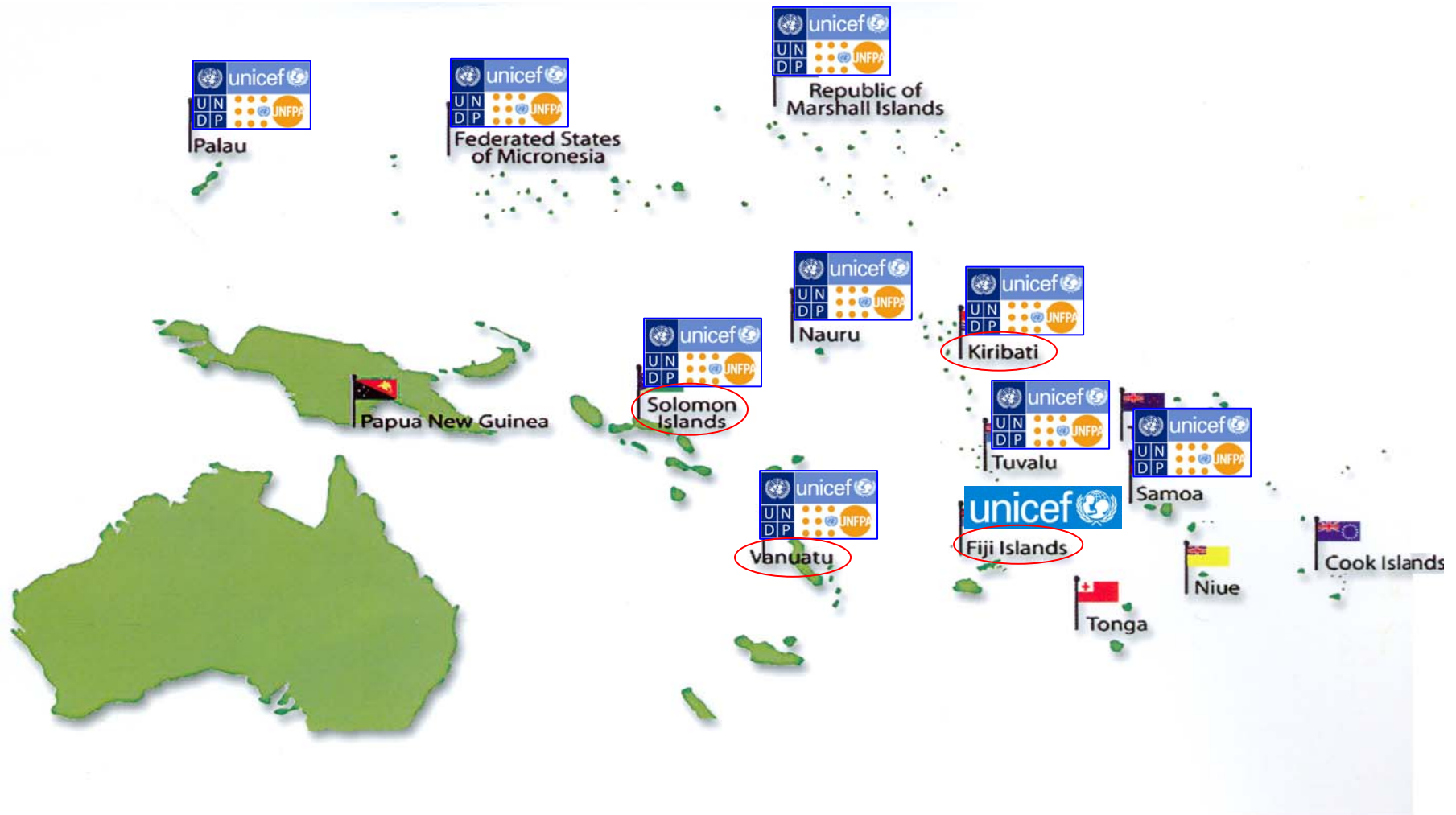
3. Equitable Social and Protection Services

Policies and systems
Services
Behavior

4. Environmental Management

Policy and plans
Resilient communities

UNICEF in the Pacific



UNICEF Pacific 2008-2012

1. Health and Sanitation

Immunization

Maternal and Child
Health

Hygiene, water,
sanitation

2. Education

Access, retention, transition
to achieve minimum 7 years

Evidence-based policy
and programming

3. HIV and AIDS

Risk reduction young
people, communities

Services - prevention,
screening, management

4. Child Protection

Legislation,
regulation

Social welfare and
protection services

Behaviour and
societal change

5. Policy, Advocacy, Planning and Evaluation

Child-centred policy,
budgeting, law

Skills, data systems,
monitoring, reporting

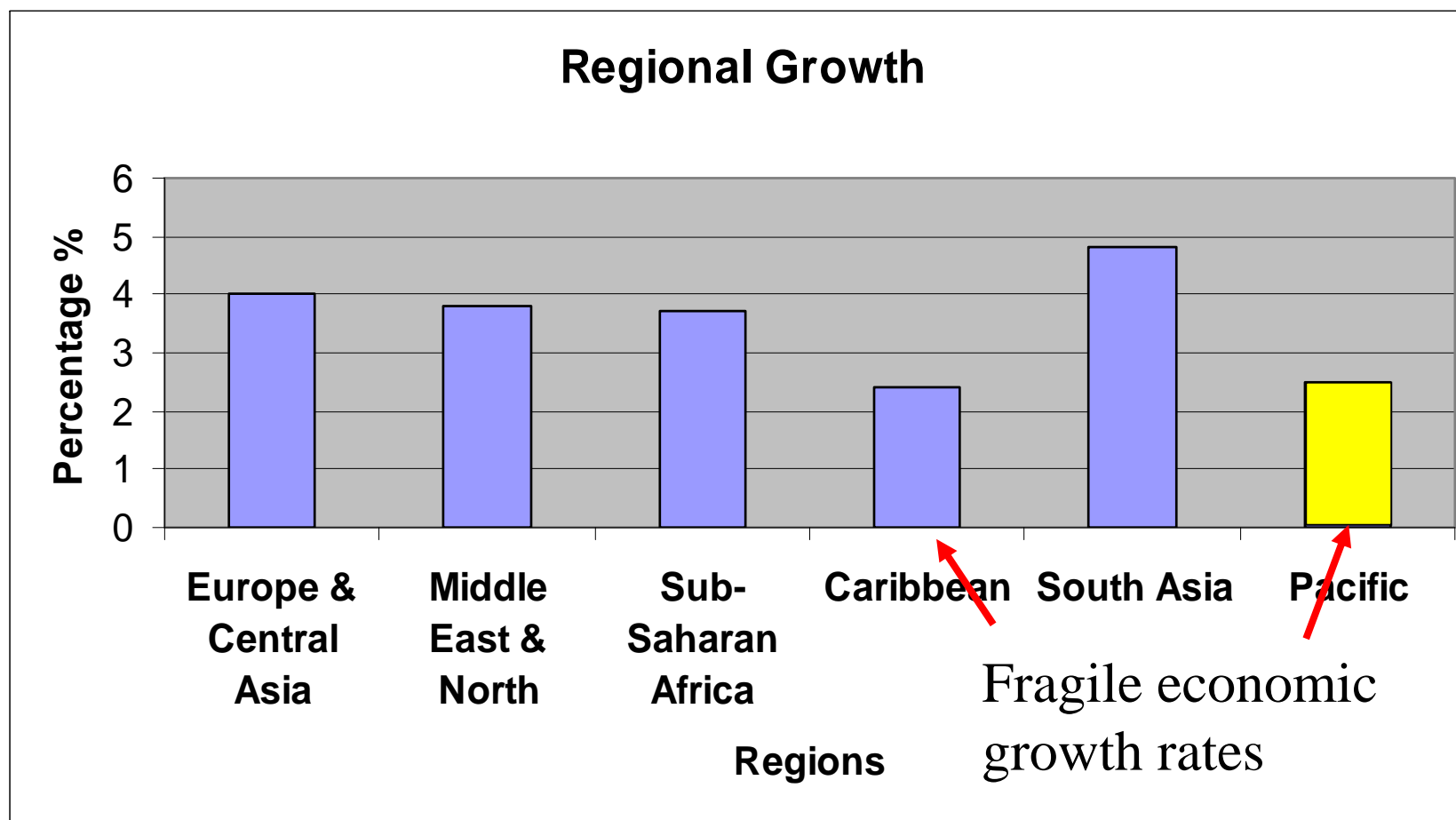
Issues to consider

Pacific Island economies very fragile

Population growth and beyond 2015

Food price rise and the financial crisis

Pacific and the world



Source: World Bank Indicators & ADB Database

The story beyond 2015

Between 31 and 52% of Pacific Island country populations under the age of 20 years

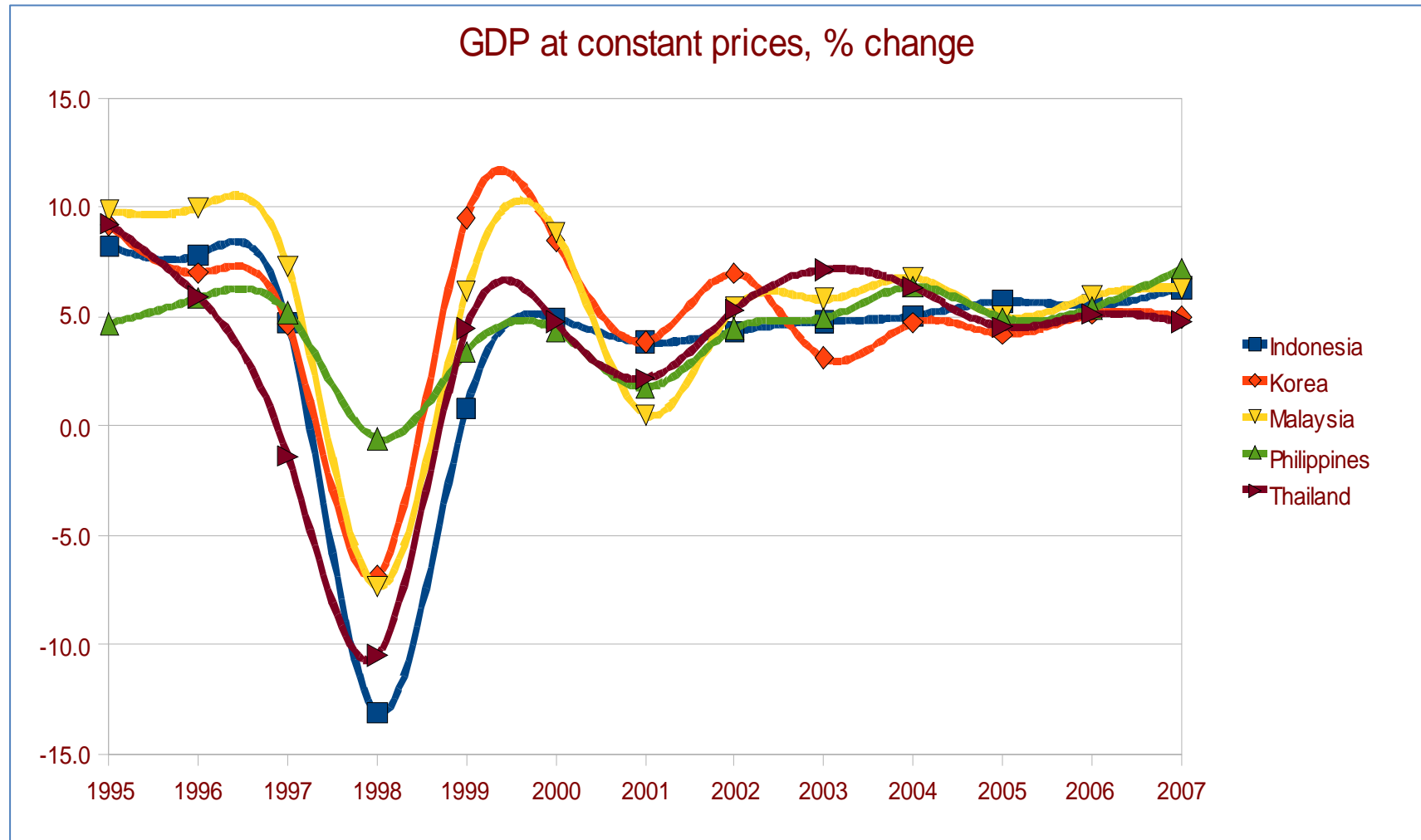
By 2025

Number of new jobs will have to at least double

School places will need to increase by 20-90%

Health staff will need to increase 2-4 times

1997 Crisis: economic growth



Under 5 Mortality Rates (per 1000 live births)

